



The Parents' Guide to Google Classroom

What is Google Classroom?

Think of Google Classroom (GC) as your child's digital link to learning.

Teachers use GC to share assignments, homework, newsletters, and much more with students AND parents!



Getting Started



Your child was provided with a secure login and password that is unique to them.

Check with his/her teacher to obtain this private information OR ask them to add you as a parent via email!

Getting Started



1

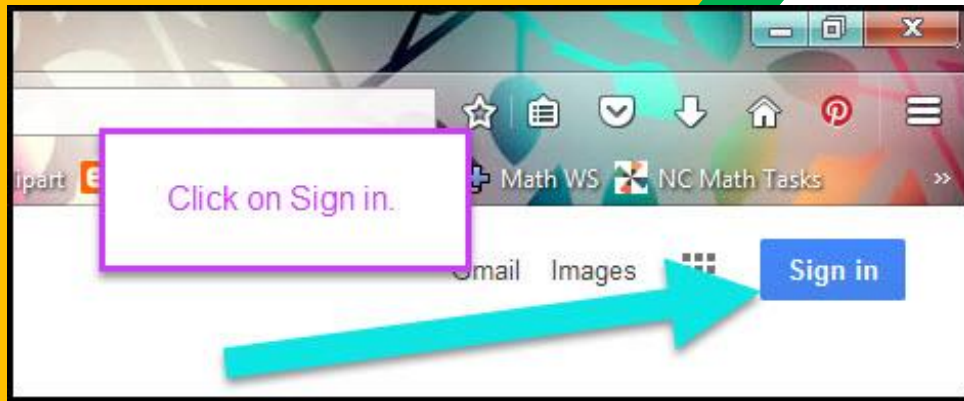
Click on the Google Chrome browser icon.

Getting Started



2 Type www.google.com
into your web
address bar.

Getting Started



3

Click on **SIGN IN** in the upper right hand corner of the browser window.

Getting Started

Google

Hi Tanya
bratton@opsb.info

Enter your password

Forgot password?

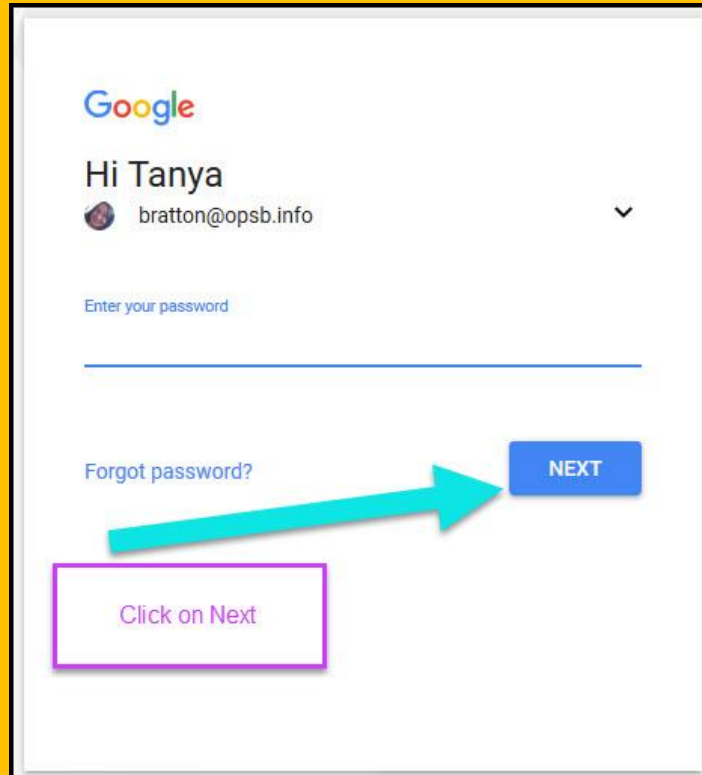
NEXT

Click on Next

4

Type in your child's
Google Email address
& click "next."

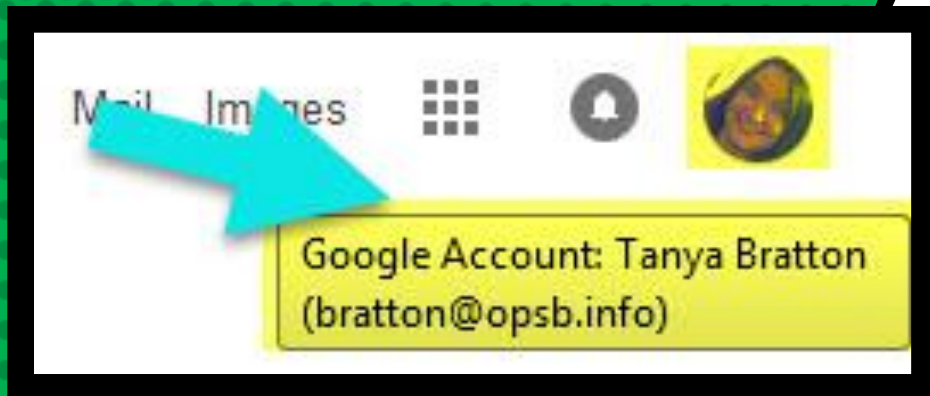
Getting Started



A screenshot of a Google login page. At the top left is the Google logo. Below it, the text "Hi Tanya" is displayed, followed by a small profile icon and the email address "bratton@opsb.info". Underneath is a text input field with the placeholder "Enter your password". To the left of the input field is a link that says "Forgot password?". To the right of the input field is a blue button labeled "NEXT". A red arrow points from a red-bordered box containing the text "Click on Next" to the "NEXT" button.

5

Type in your
PASSWORD
& click "next."

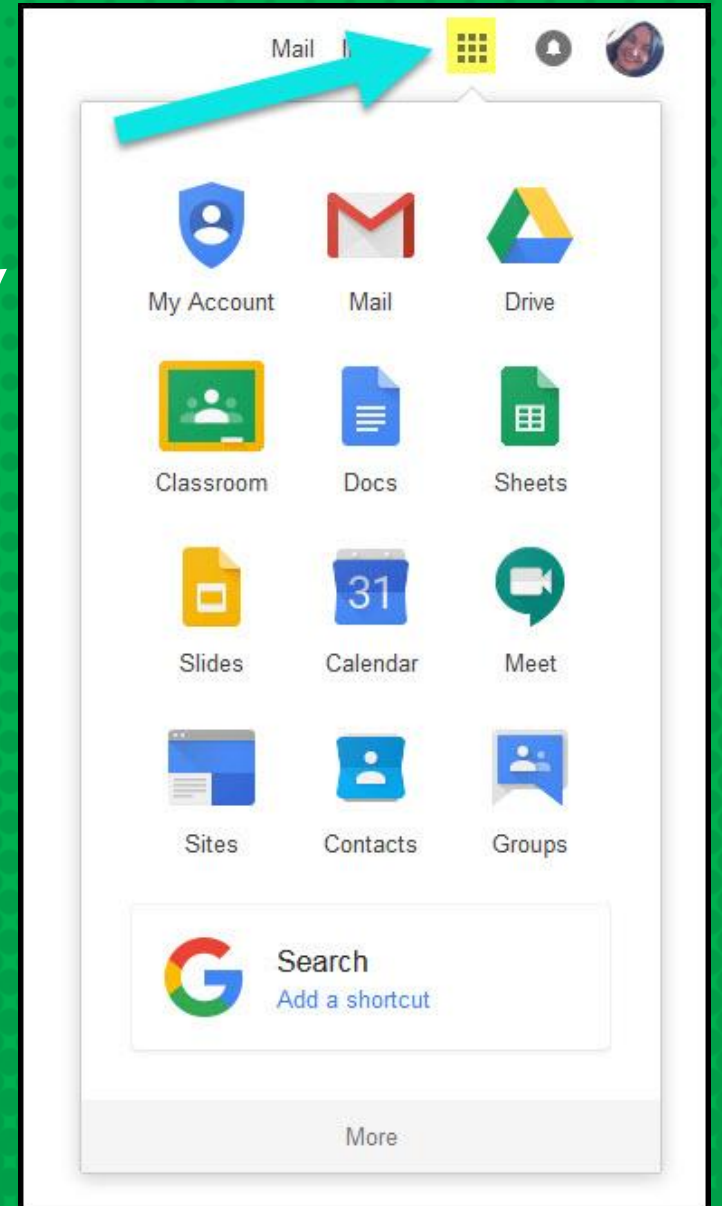


NOW YOU'LL SEE

that you are signed in to
your Google Apps for
Education account!

GOOGLE SUITE

Click on the 9 squares (Waffle/Rubik's Cube) icon in the top right hand corner to see the Google Suite of Products!



GOOGLE ICONS TO RECOGNIZE:



CHROME



DOCS




DRIVE



SLIDES



SHEETS



FORMS



CALENDAR



GMAIL



PHOTOS



MAPS



KEEP



CLASSROOM



MEET



HANGOUTS



SITES



CONTACTS



CLOUD



CLOUD SEARCH



YOUTUBE



NEWS



VAULT



MY ACCOUNT

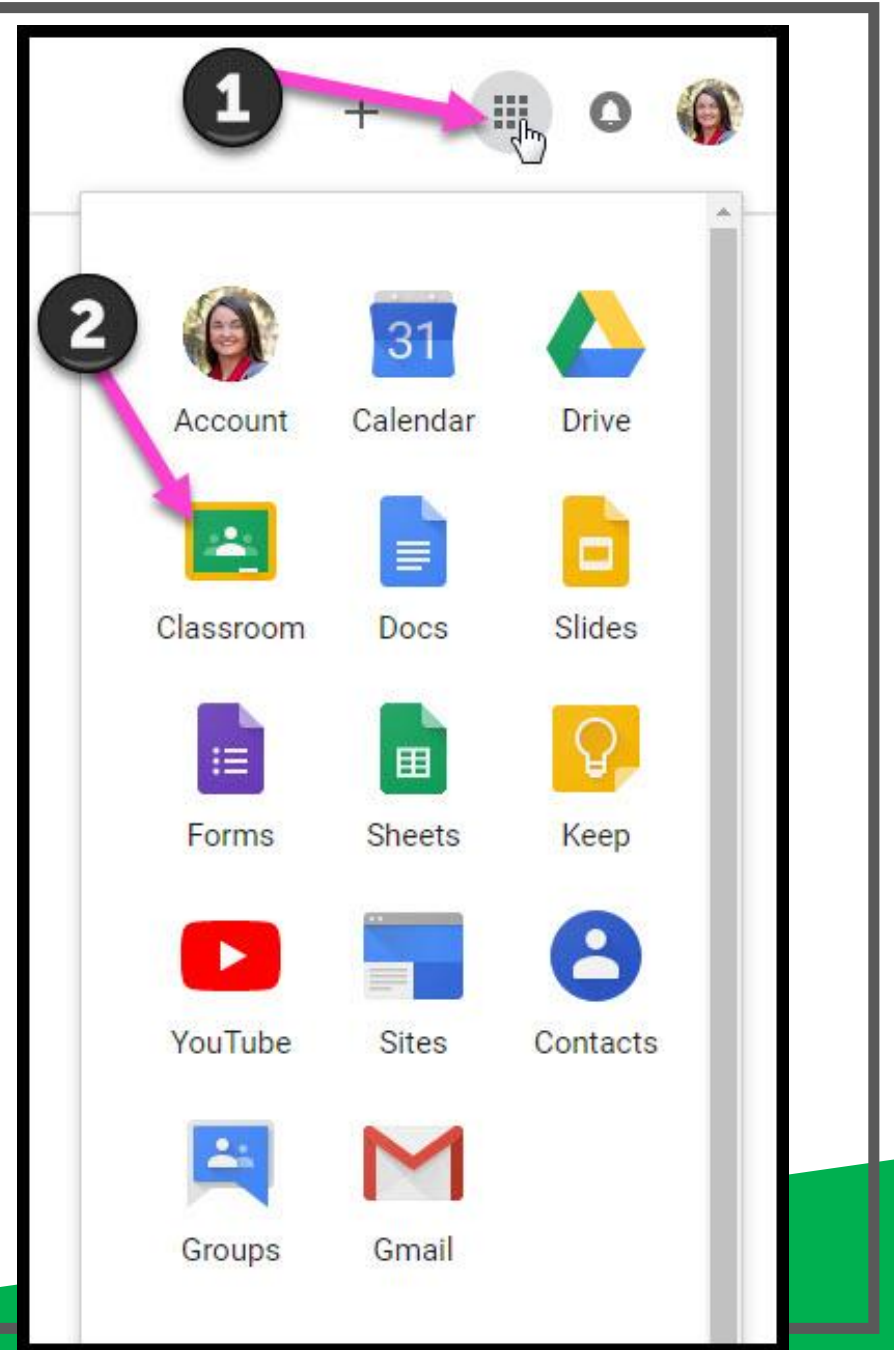


GROUPS

Navigating Classroom

1

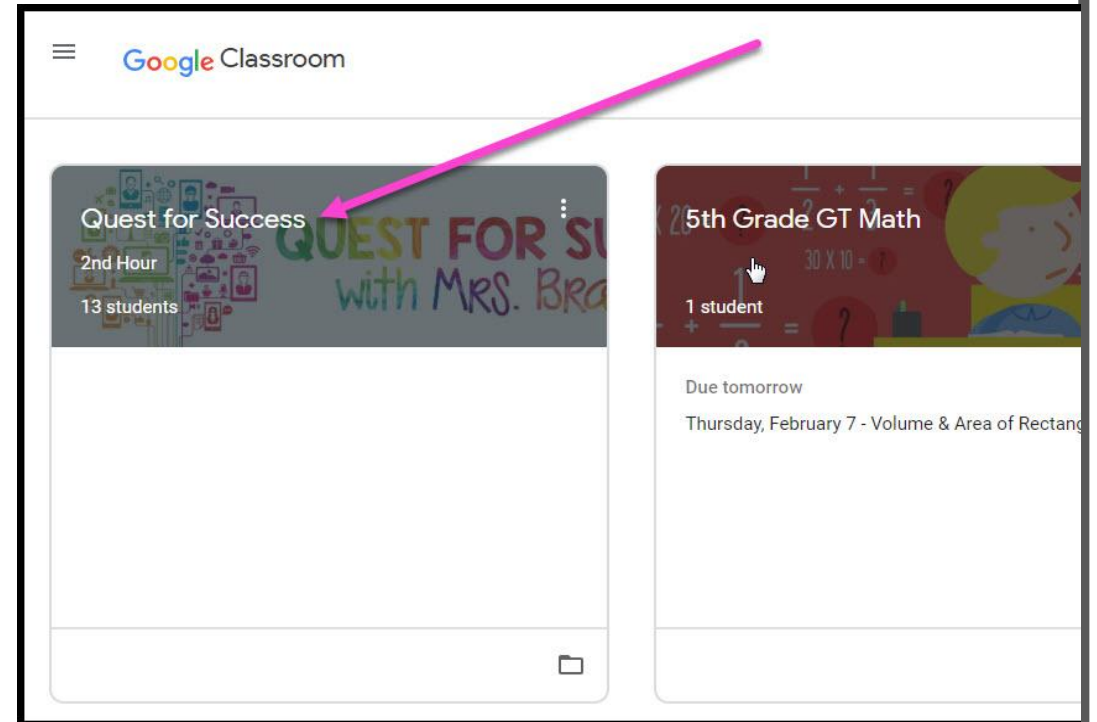
Click on the waffle button and then the [Google Classroom](#) icon.



Navigating Classroom

2

Click on the class you wish to view.

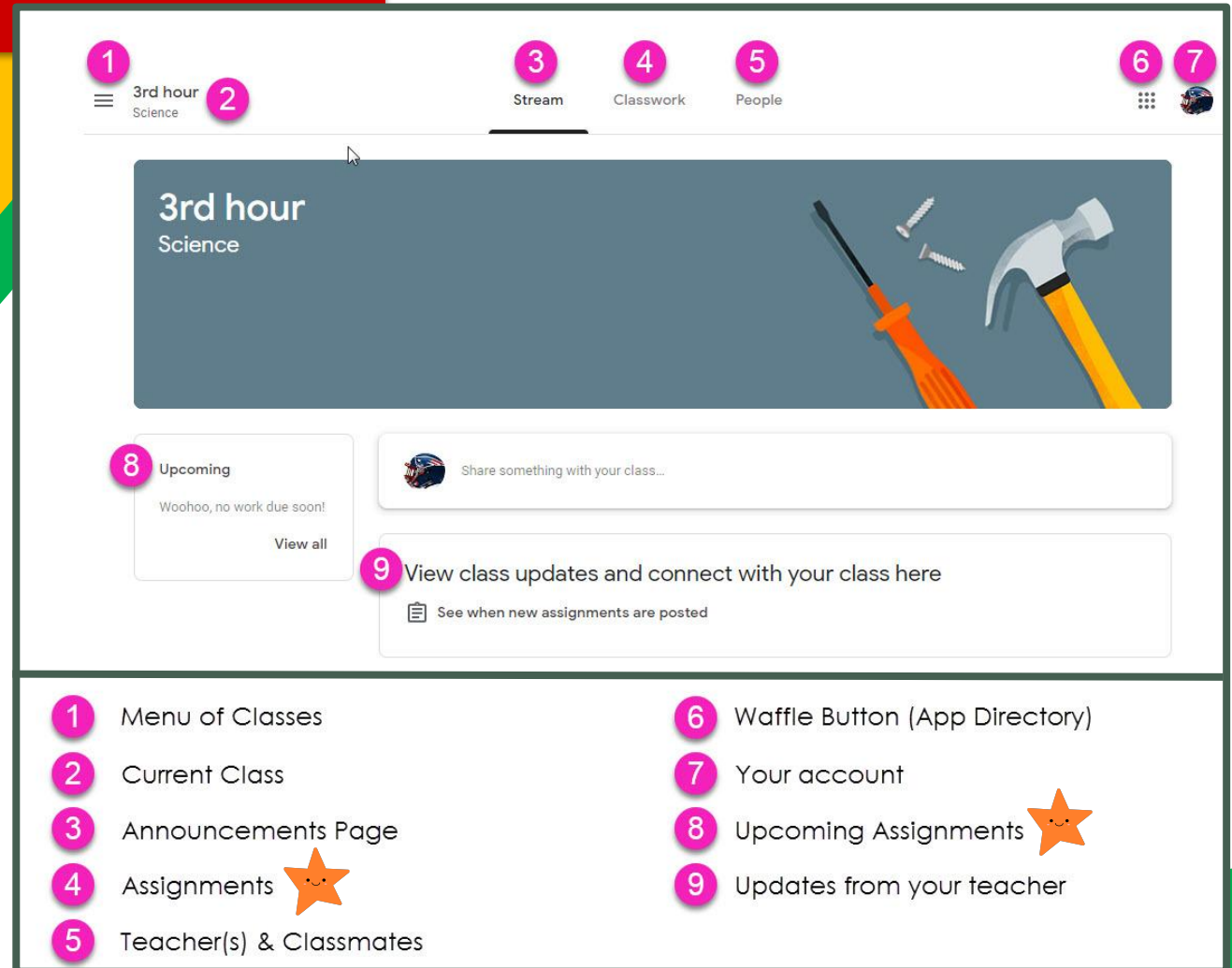


Navigating Classroom



 = High Interest for Parents

3

Page tools
(Left side)



The screenshot shows a Classroom page for '3rd hour Science'. The interface includes a top navigation bar with a menu icon (1), the current class name (2), and tabs for Stream (3), Classwork (4), and People (5). On the right side of the top bar are a Waffle Button (6) and a profile picture (7). The main content area features a header for the class (2) with a background image of tools, an 'Upcoming' section (8) with a 'View all' link, a sharing box, and a section for class updates (9) with a 'See when new assignments are posted' option. A legend at the bottom maps the numbers to their respective UI elements.

- 1 Menu of Classes
- 2 Current Class
- 3 Announcements Page
- 4 Assignments 
- 5 Teacher(s) & Classmates
- 6 Waffle Button (App Directory)
- 7 Your account
- 8 Upcoming Assignments 
- 9 Updates from your teacher

Navigating Classroom

4

Assignment
details

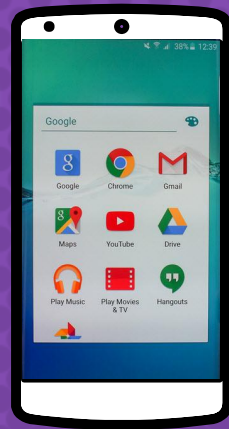
The screenshot displays the Classroom interface with the following elements and callouts:

- 1** Classwork Tab
- 2** View your work
- 3** Google Calendar and Class Drive folder
- 4** View your files
- 5** Topics available
- 6** Topic Headings (Benchmark Tests, Daily Lesson Files)
- 7** Assignment Title (For the Week of September 2 - 6)
- 8** Assignment Due Date (Due Today)
- 9** Assignment Status (Assigned)
- 10** Attached files/links (Day 1 - Multistep Equatio... PDF, Day 2 - Variables on Both... PDF, Day 3 - Infinite & No Solu... PDF, Day 4 - Algebraic Propor... PDF)
- 11** Click to view assignment (View Assignment)

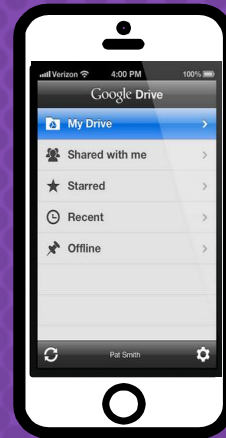
1	Classwork Tab	5	Topics available	9	Assignment Status
2	See your Grades	6	Topic Headings	10	Attached files/links
3	See Due Dates	7	Assignment Title	11	Click to view assignment
4	View your files	8	Assignment Due Date		

ACCESS

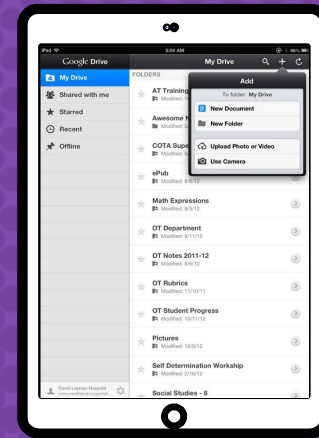
ANYWHERE



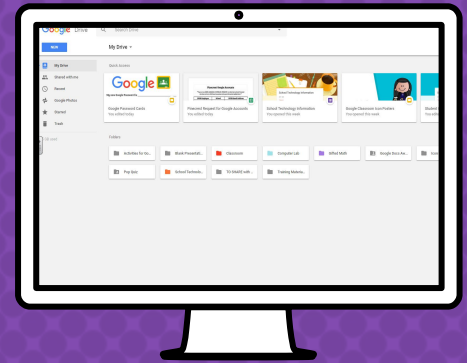
ANDROID



IPHONE



TABLET



DESKTOP



GOOGLE APPS

allow you to edit Google
assignments from
any device that is connected
to the internet!



Download on the
App Store



GET IT ON
Google Play

QUESTIONS?



Email me at